

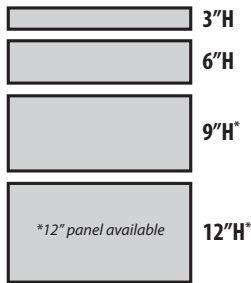
DESIGNING YOUR PERFECT LAKESIDE® CART IS EASY!

No matter what type of cart you need, make it uniquely your own by configuring the size and number of drawers, lock types, color and construction materials.

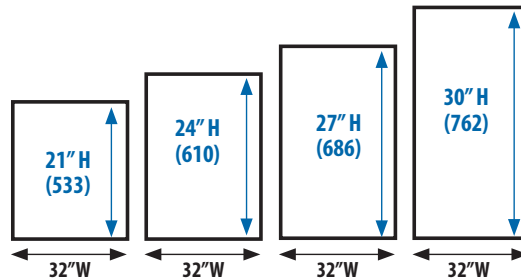
1. Determine the total number of 3", 6", 9" or 12" drawers you need

2. Select the appropriate cart size to accommodate your drawers

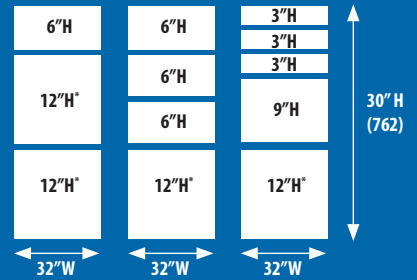
CLASSIC CART DRAWER HEIGHTS



CUMULATIVE TOTAL DRAWER SPACE AVAILABLE (when added together, your drawer or panel heights must equal one of the sizes below)



Example: Below are some possible drawer configurations of a 30" H cart.




3. Choose a lock type



K Key Lock Full cart




B Breakaway Lock Bar Full cart or individual



IB Individual Breakaway Lock Bars



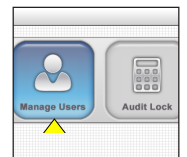
P Push-Button with Key Override



X Proximity Reader with Electronic Auto-lock and Key Override



E Electronic Auto-lock with Key Override



LPR-SW Optional audit software for use with:
 • E Electronic locks
 • X Proximity Reader

4. Select a color

23 STANDARD COLORS (SOLID OR TWO-TONE) Antimicrobial powder coating; standard shell color is Telegraph Gray

- | | | | |
|-------------------------|--------------------------|--------------------------|---------------------------|
| G Telegraph Gray | R Red | BG Blue Gray | CB Crash Cart Blue |
| RG Reed Green* | B Dark Blue | HG Hunter Green | TP Taupe |
| AR Autumn Red* | Y Yellow | T Teal | SG Sage* |
| MG Moss Gray* | CR Cranberry | L Lavender | LG Lime Green* |
| BE Beige | PK Pink* | M Mauve | O Orange* |
| SB Slate Blue | TW Traffic White* | SF Sea Foam Green | <i>* New color</i> |

5. Specify construction material



50%
LIGHTER
Than Steel

LAKESIDE®
CLASSIC SERIES CARTS
 ARE PROUDLY MADE IN USA



BEST-SELLING PRE-CONFIGURED CLASSIC SERIES CARTS

Lakeside® offers more styles and configurations of Medical Supply and Procedure Carts than any other manufacturer!

Emergency Carts



C-630-B-1R Steel
C-630A-B-1R Aluminum



C-630-B-1R Steel
C-630A-B-1R Aluminum



C-630-B-1R Steel
C-630A-B-1R Aluminum



C-630-B-2R Steel
C-630A-B-2R Aluminum



C-630-2B-1RSPL Steel
C-630A-2B-1R SPL Aluminum



ST-630-B-2R Steel
ST-630-B-2R Aluminum



C-324-P2B-1R Steel
C-324A-P2B-1R Aluminum



C-324-P2B-2R Steel
C-324A-P2B-2R Aluminum

Anesthesia Carts



C-627-K-2B Steel
C-627A-K-2B Aluminum



C-630-P-2B Steel
C-630A-P-2B Aluminum



C-427-E-2B Steel
C-427A-E-2B Aluminum



C-630-E-2B Steel
C-630A-E-2B Aluminum



C-524-K-2B Steel
C-524A-K-2B Aluminum



C-530-K-2BEB Steel
C-530A-K-2BEB Aluminum



C-430-K-1B Steel
C-430A-K-1B Aluminum

Isolation Carts



C-330-K-2Y Steel
C-330A-K-2Y Aluminum



C-330-K-1Y Steel
C-330A-K-1Y Aluminum



C-530-P2K-1Y Steel
C-530A-P2K-1Y Aluminum



Shown with optional accessories
C-430-K-1Y Steel
C-430A-K-1Y Aluminum

All ship preassembled unless noted.

Procedure & Treatment Carts



C-427-E-2RG Steel
C-427A-E-2RG Aluminum



C-424-K-1CR Steel
C-424A-K-1CR Aluminum

Mini Carts and Specialty Towers



SM-524-K-2SB Steel
SM-524A-K-2SB Aluminum



ST-630-E-2B Steel
ST-630A-E-2B Aluminum



ST-630-P-2BELV Steel
ST-630A-P-2BELV Aluminum



ST-627-E-2BETP Steel
ST-627A-E-2BETP Aluminum

General Purpose Carts



C-630-E-1BE Steel
C-630A-E-1BE Aluminum



C-524-K-1G Steel
C-524A-K-1G Aluminum



C-430-K-1TL Steel
C-430A-K-1TL Aluminum



Custom Steel
Custom Aluminum



C-424-K-1LV Steel
C-424A-K-1LV Aluminum

Specialty Carts



Hyperthermia
SH-130-2B Steel



Pediatric Crash
SP-930-IB-PED Steel
SP-930A-IB-PED Aluminum



Suture Storage
SS-627-2B Steel
SS-627A-2B Aluminum



Specialty Wide
SW-630-P-2M Aluminum

All ship preassembled unless noted.

ACCESSORIZE YOUR CLASSIC CART

WITH LAKESIDE® ACCESSORY PACKAGES OR INDIVIDUAL ACCESSORIES



- 1 Trellis System, 3-Tier, #LTR-6
Trellis System, for Specialty Towers and Mini Carts, #LTR-7
- 2 5-Tilt Bin Units with Brackets, #LTB-5 (2 qty)
(requires LTR-6 Trellis)
- 3 Tape Dispenser, #LTD-2 (requires LTR-6 Trellis)
- 4 Heavy Duty Railing, #LRS-2
- 5 Divided Organizer w/Lid and Brackets, #LDO-1
- 6 Catheter Holder, #LCS-3
- 7 Accessory Bar Brackets, #LAB-1 (2 qty)
- 8 Tray w/Dividers and Ampule Holders, #LMH-1
- 9 Utility Hooks, #LUH-1 (not shown)
- 10 4-3" (76) Trays, 8 Long & 16 Short Dividers, #LMT-3K (2 qty)
- 11 Label Holders, #LLH-3 (12/pkg)

- 12 Wire Basket, 12"L x 12"W x 8"H,
#LWB-13 (requires LAB-1 accessory bar)
- 13 8-Quart Waste Container, #LWC-3
(no top, requires LAB-1 accessory bar)
- 14 IV-Pole, #LIV-1
- 15 Cardiac Board, #LCB-1
- 16 Side Shelf, #LSN-2
- 17 Tray w/Lid and Dividers, #LDT1/LDV-10 (not shown)
- 18 Suction Unit Holder, #LSU-1
- 19 Defib Swivel Shelf, #LDS-1
- 20 Utility Hooks, #LUH-1
- 21 2-5" (127) Trays, 2 Long and 4 Short Dividers, #LMT-5K
- 22 Plastic Breakaway Seals (100/pkg), #LPS-1

- 23 Oxygen Tank Brackets, #LOB-1
- 24 Hospital Grade Electric Outlet Strip, #LOS-15
- 25 Modular Drawer Divider Kit, #LDV-3
- 26 Expandable Tray, #LET-1
- 27 Expandable Tray, #LET-2
- 28 Glove Box Holder - Single, #LGB-1
- 29 Glove Box Holder - Triple, #LGB-3
- 30 Wire Basket, 6"L x 6"W x 4.5"H, #LWB-10
(Requires LAB-1 Accessory Bar)
- 31 Basic Shelving Unit, Non-swivel, #LBS-1
- 32 Mini Cart Tray: 10 Ampule Holders, 4 Dividers
(for use w/ Specialty Towers and Mini Carts), #LMH-10
- 33 Sharps Bracket (container not included), #LSB-1