

Merchandising Cart

Stainless Steel/Laminate

Models 683, 68322, 68323

Organize Merchandise And Increase Customer Traffic

Features

- Stainless steel construction with light-weight laminated MDO end panels
- Side panels feature optional inserts for marketing chalkboard signage and/or peg boards for hanging items
- Stainless steel rails hold full size pans or tubs (not included)
- Bin panels accommodate signage, advertising, pricing, etc
- Wide choice of laminate finishes

Benefits

- Prominently displays small items with easy access for customers
- Easily positioned in high-traffic areas
- Increased impulse sales

Spec. # _____

AIA # _____



Model 683
(Shown with optional 6" pneumatic casters and peg board panel. Pans shown not included.)



Model 68322



Optional Chalk Sign Board Panel

Specifications

Unit shall be of stainless steel and MDO construction to accommodate full size pans or tubs. Pans/tubs (not included) are held at a 15° pitch by three sets of 16-gauge stainless steel panels. Front stainless steel panels shall include clear plastic label holders. Side panels shall be of 3/4" MDO with a choice of laminate finish. Casters shall be 5" all-swivel, two with brake, and shall be mounted to integrated 16-gauge stainless steel base runners.

Lakeside Manufacturing, Inc.

4900 West Electric Avenue • West Milwaukee, WI 53219 U.S.A.

800-558-8565 • 414-902-6400 • Fax 414-902-6446 • info@eLakeside.com • www.eLakesideFoodservice.com

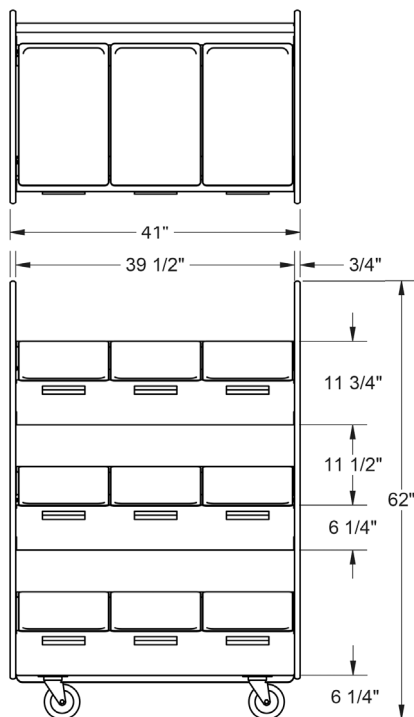
Models

683, 68322, 68323

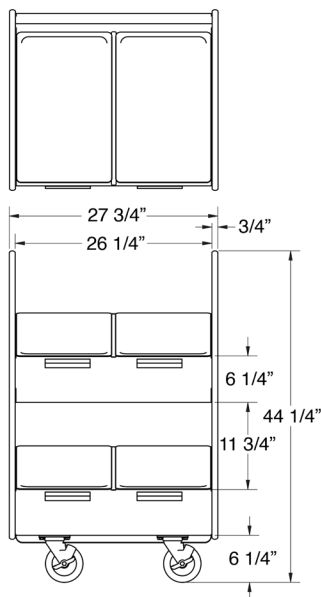
Merchandising Cart

Stainless Steel/Laminate

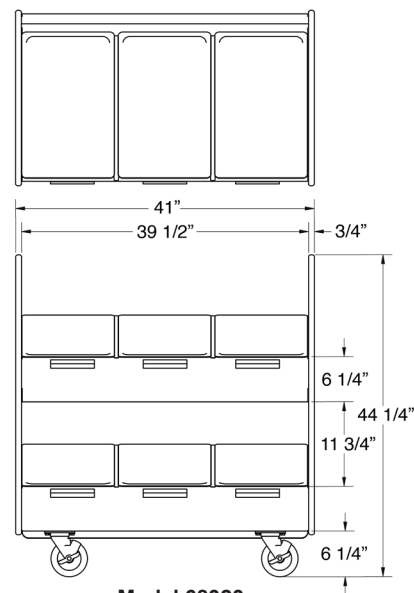
Spec. #



Model 683



Model 68322




Model 68323

Model Information:

Model	Overall Size			Bin/Pan Capacity	Levels	Ship Wt. Lbs. (Kg)
	W	D	H*			
683	41"	24 1/4"	62"	9 Ea.	3	205 (93.0)
	(1041)	616	1575)			
68322	27 3/4"	24 1/4"	44 1/2"	4 Ea.	2	127 (57.6)
	(70)	616	113)			
68323	41"	24 1/4"	44 1/2"	6 Ea.	2	171 (77.1)
	(1041)	616	113)			

Dimensions in () denote metric millimeters, unless otherwise noted.




AIA #

Optional Accessories

- ☐ Chalk sign board panel (1 or 2)
- ☐ Peg board panel (1 or 2)
- ☐ Premium custom laminate
- ☐ Hardwood panels _____ (specify finish)
- ☐ 6" pneumatic casters

Standard Laminate Finishes



Custom Finishes Available



Lakeside Manufacturing, Inc.
4900 West Electric Avenue • West Milwaukee, WI 53219 U.S.A.
800-558-8565 • 414-902-6400 • Fax 414-902-6446
info@eLakeside.com • www.eLakesideFoodservice.com