

# Breakfast Cart

## Stainless Steel - Double-Sided

Models 662, 667

### Provide Appetizing and Nutritious Breakfast Items

#### Benefits

- Merchandise nutritious breakfast and snack items
- Easily positioned in high traffic areas

#### Features

- Durable welded stainless steel construction
- Insulated stainless steel ice bin (#667) or solid stainless steel serving top (#662)
- Adjustable-height overhead rack accommodates baskets or bins on both sides
- Choice of laminate exterior finishes (#667)
- Easy-grip push handle(s), either horizontal (#662) or vertical ergonomic (#667)
- Full perimeter (#667) or bottom corner (#662) bumpers

#### Casters

- Heavy-duty 5" diameter with rounded cushion-tread for quiet, easy movement



Model 667  
(Shown with optional drop leaf and custom graphics)



Model 662

#### Specifications:

Unit is of stainless steel construction, with cabinet of 18-gauge sides, front and floor/base and 16-gauge top. Overhead serving rack is height-adjustable, with a 4" height range, and includes 4 ea. wicker baskets. Unit has four extra-load plate-mount casters, two fixed and two swivel with brake, fastened to a stainless steel dolly on unit base. Caster wheels are 5" diameter with non-marking, rounded cushion tread.

#### Model 662 Specifications:

Features 16 ga. solid stainless steel top surface, vertical push handle, and bottom corner bumpers.

#### Model 667 Specifications:

Includes full-perimeter bumper, ergonomic vertical push handles, laminate exterior, and built-in insulated stainless steel ice bin, 20"W x 38"L x 8"D with drain and drain tube.



Optional 18"  
Drop Leaf



Optional Doors  
With Lock



Double-sided  
Overhead Rack

Spec. #

A/A #

Lakeside Manufacturing, Inc.

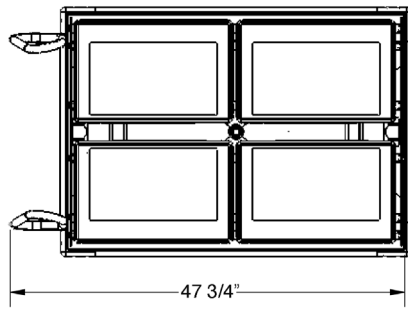
4900 West Electric Avenue • West Milwaukee, WI 53219 U.S.A.

800-558-8565 • 414-902-6400 • Fax 414-902-6446 • info@eLakeside.com • www.eLakesideFoodservice.com

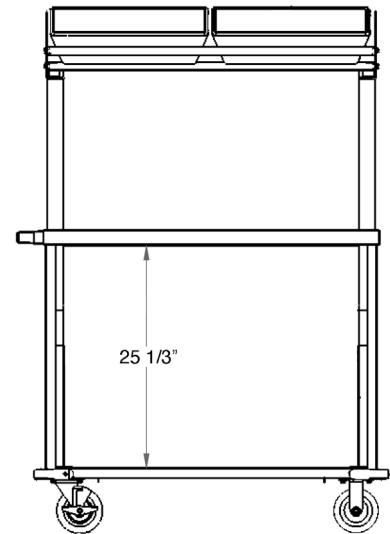
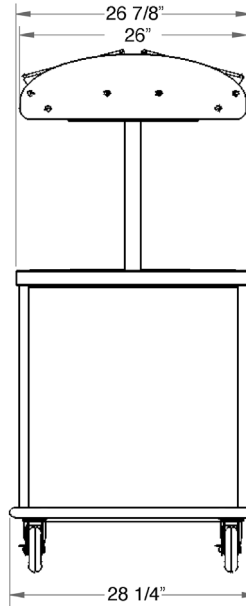
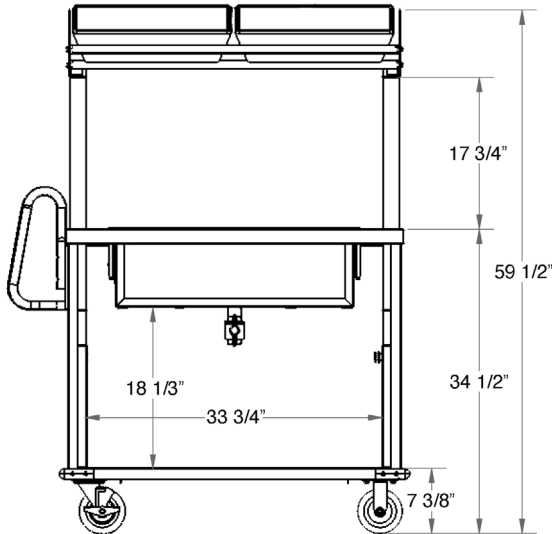
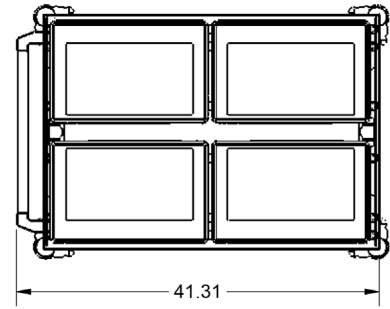
# Breakfast Cart

Stainless Steel - Double-Sided

Top View



Top View



Model 667

Model 662

**Product Information:**




Model	Overall Size			Top Configuration	Top W x H	Overhead Storage	Handle Type	Bumper Type	Case Wt. Lbs.
	W	L	H*						
662	28 3/4" (718)	41 1/2" (1054)	59 1/2" (1511)	Solid Stainless Steel	26 3/4" x 38 3/4" (679 x 984)	Poly Bins	Horiz.	Bottom Corner	270 (122.5 kg)
667	28 3/4" (718)	47 3/4" (1213)	59 1/2" (1511)	Insulated Ice Bin	26 3/4" x 38 3/4" (679 x 984)	Wicker Baskets	Vertical Ergo	Bottom Perimeter	293 (132.9 kg)

*Dimensions in ( ) denote metric millimeters, unless otherwise noted. \* With overhead shelf in highest position.*

**Options:**

- 18" stainless steel drop leaf
- Graphic front panel (Model 667)
- Custom laminate finish (Model 667)
- Black wicker baskets
- Hinged doors w/lock
- Stainless steel insulated ice bin (Model 662)

**Available Standard Finishes (Model 667)**



Adjustable-Height Bin Rack

Optional Black Baskets



Lakeside Manufacturing, Inc.  
 4900 West Electric Avenue • West Milwaukee, WI 53219 U.S.A.  
 800-558-8565 • 414-902-6400 • Fax 414-902-6446  
 info@eLakeside.com • www.eLakesideFooservice.com

Spec. #

AIA #